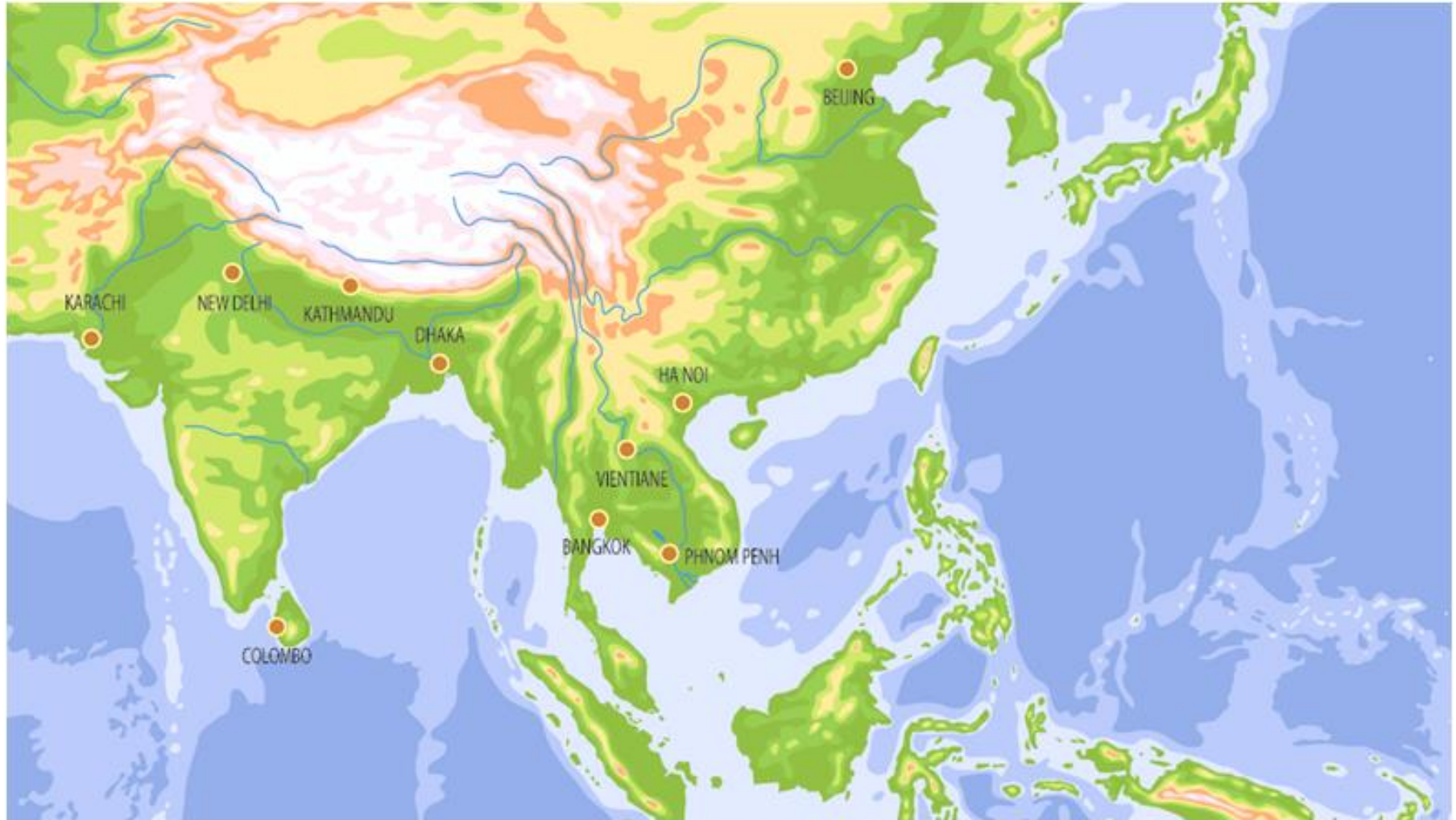


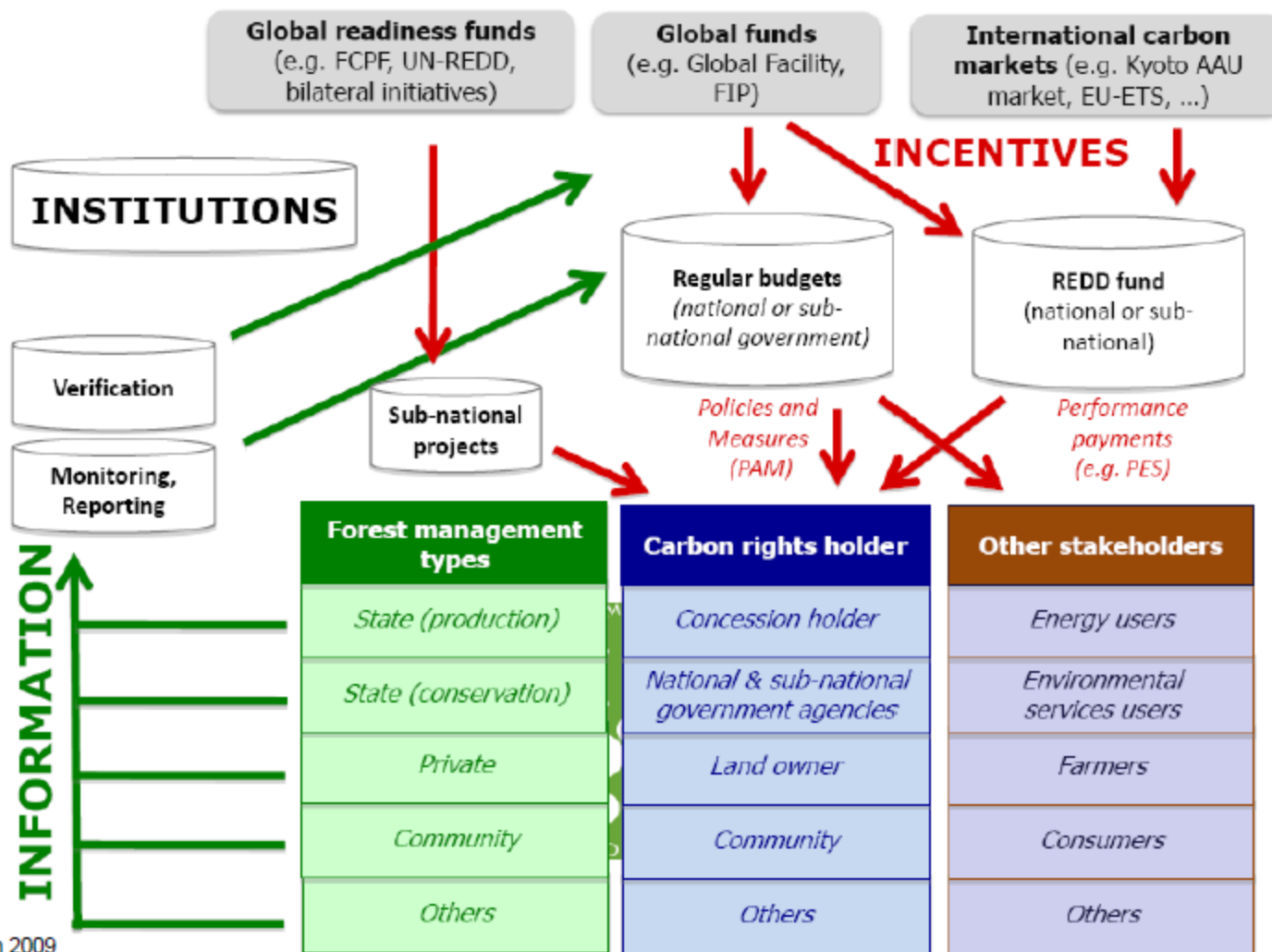
An aerial photograph of a river winding through a dense, green forested area. Mist or smoke is rising from the river, creating a dramatic effect. The river forms a large loop in the center of the frame.

BENEFIT SHARING MECHANISMS: PRINCIPLES FOR DIALOGUE

OFFICES IN ASIA

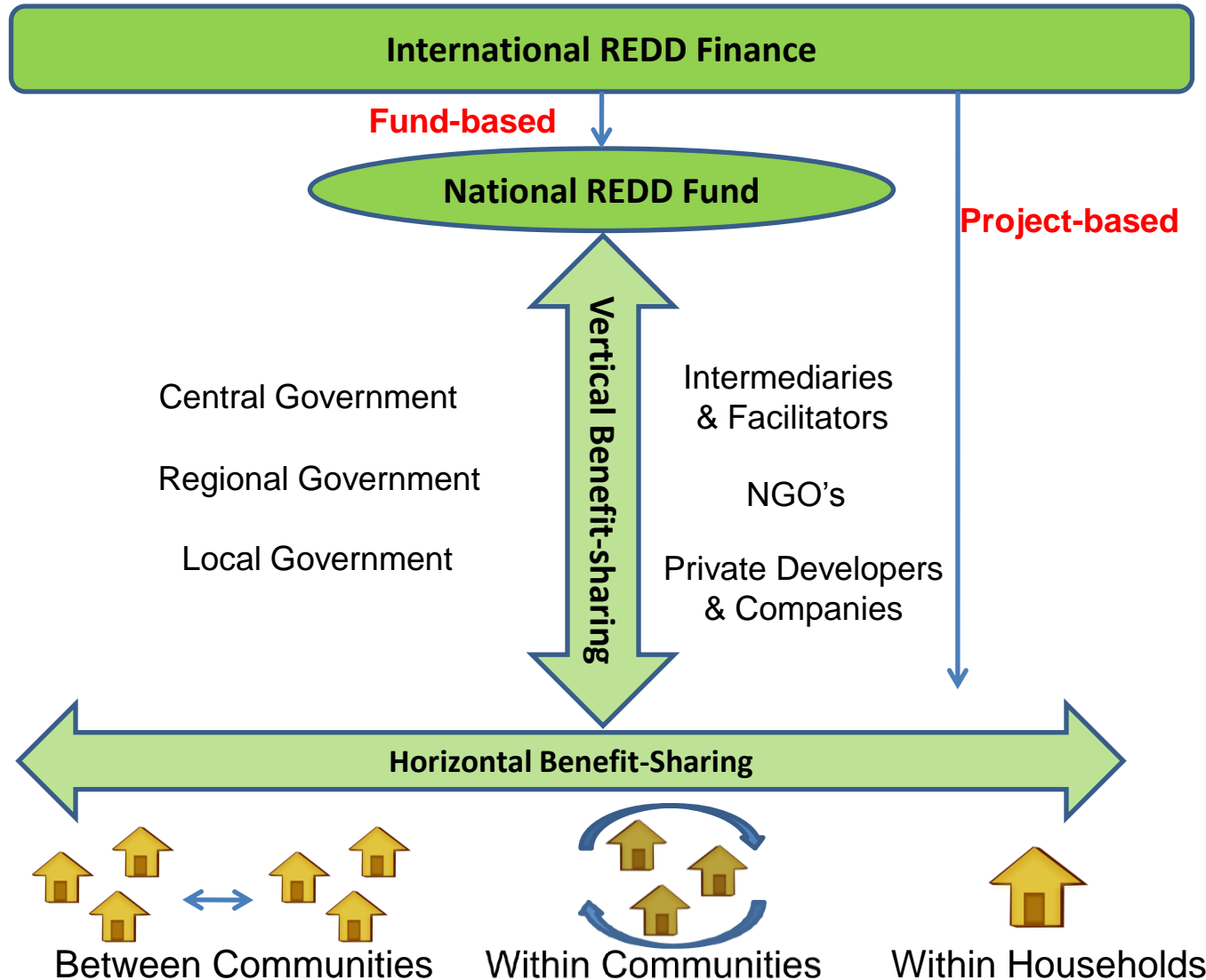


CONFUSION IS EVERYWHERE



Source: Angelsen 2009

PROJECT VS. JURISDICTIONAL REDD+



1

“Confusing each other”...

Forest-climate projects vs Jurisdictional REDD+

1.1

Scale at which REDD+ is being implemented confuses approach and application of terminologies

1.2

Specific projects may apply different terminologies as compared to jurisdictional implementation of REDD+ strategies.

1.3

Our inconsistent use of terms makes it difficult to deliver clear & consistent messages to stakeholders who are not as involved in the daily discussions.

2

Confusion of terms = confused stakeholders

Example: REDD+ compared to PES

2.1

When speaking of REDD+, benefits are defined in two ways – both as the goods/service and as the payment

2.2

- **Carbon vs non-carbon benefits**
- **Cash vs non-cash payments**
- **Direct vs indirect payments**

3 Confusion of terms = confused approaches *Example: project vs jurisdictional*

3.1 **Scale at which results are measured**

3.2 **How are results attributed to individuals/households?**

3.3 **Mode that payments (cash or non-cash) are distributed**



www.iucn.org/redd

@IUCN_REDD

THANK YOU

Patrick Wylie

Global Senior REDD+ Advisor
Washington, DC

patrick.wylie@iucn.org

George Akwah Neba

REDD+ Programme Officer
Geneva, Switzerland

george.akwah@iucn.org

3 Confusion of terms = confused approaches *Example: project vs jurisdictional*

3.1 **Scale at which results are measured: bottom-up vs top-down approaches**

– **Example: safeguards approaches (REDD+ SES)**

3.2 **How are results attributed to individuals/households?**

– **Example: measurement vs remote sensing**

3.3 **Mode that payments (cash or non-cash) are distributed**

– **Vietnam example: community forest tenure vs PFES**

MEMBERSHIP IN SOUTH AND EAST ASIA

- 227 members from 21 of the 23 countries in the Region
- National Committee or equivalent in 8 countries
- Regional Committee (chaired by South Korea)

| Country | ST | GA | NG | ING | AF | Total |
|--------------|----|----|-----|-----|----|-------|
| Bangladesh | 1 | | 19 | | | 20 |
| Bhutan | 1 | | 1 | | | 2 |
| Cambodia | | | 2 | | | 2 |
| China | 1 | 1 | 15 | | 3 | 20 |
| India | 1 | 5 | 28 | | | 34 |
| Indonesia | | 1 | 3 | | 1 | 5 |
| Japan | 1 | 1 | 17 | 1 | | 20 |
| Korea (DPRK) | | | 1 | | | 1 |
| Korea (RK) | 1 | 5 | 26 | 1 | | 33 |
| Lao | 1 | | 1 | | | 2 |
| Malaysia | 1 | 3 | 3 | | | 7 |
| Maldives | | | 1 | | | 1 |
| Mongolia | | | 2 | | | 2 |
| Myanmar | | | 2 | | | 2 |
| Nepal | 1 | | 15 | 1 | | 17 |
| Pakistan | 1 | 7 | 23 | 1 | | 32 |
| Philippines | | | 4 | | | 4 |
| Singapore | | | 3 | | | 3 |
| Sri Lanka | 1 | 3 | 6 | | | 10 |
| Thailand | 1 | | 2 | 2 | | 5 |
| Vietnam | 1 | | 4 | | | 5 |
| Region total | 13 | 26 | 178 | 6 | 4 | 227 |

* Countries with National Committees

COMMISSION MEMBERSHIP IN SOUTH AND EAST ASIA



CEC - Commission on Education and Communication



CEESP - Commission on Environmental Economics & Social Policy



WCEL – World Commission on Environmental Law



CEM - Commission on Ecosystem Management



SSC - Species Survival Commission



WCPA - World Commission on Protected Areas

| Country | CEC | CEESP | WCEL | CEM | SSC | WCPA | Total |
|--------------|------------|------------|------------|-----------|-------------|------------|-------------|
| Afghanistan | - | - | - | - | 2 | 1 | 3 |
| Bangladesh | 25 | 8 | 5 | 6 | 35 | 2 | 81 |
| Bhutan | 1 | - | - | - | 7 | 1 | 9 |
| Brunei | 1 | - | - | - | - | - | 1 |
| Cambodia | - | 2 | 1 | - | 21 | 1 | 25 |
| China | 12 | 4 | 13 | 7 | 200 | 14 | 250 |
| India | 59 | 42 | 22 | 39 | 248 | 25 | 435 |
| Indonesia | 8 | 2 | 2 | 3 | 75 | 8 | 98 |
| Japan | 8 | 1 | 6 | 3 | 114 | 12 | 144 |
| Korea RK | - | - | 2 | - | 62 | 3 | 67 |
| Lao | - | 1 | 1 | - | 9 | - | 8 |
| Malaysia | 2 | 3 | 4 | 6 | 55 | 10 | 80 |
| Maldives | | | | | 1 | | 1 |
| Mongolia | - | 1 | - | 1 | 8 | - | 10 |
| Myanmar | - | - | - | - | 3 | 1 | 4 |
| Nepal | 9 | 16 | 8 | 1 | 48 | 9 | 91 |
| Pakistan | 21 | 7 | 11 | 5 | 31 | 3 | 78 |
| Philippines | 6 | 0 | 8 | 4 | 23 | 13 | 63 |
| Singapore | 4 | - | 4 | - | 15 | 3 | 26 |
| Sri Lanka | 3 | 1 | 0 | 8 | 23 | 1 | 36 |
| Thailand | 8 | 16 | 8 | 8 | 44 | 14 | 98 |
| Vietnam | 2 | 6 | 5 | 5 | 44 | 4 | 66 |
| TOTAL | 168 | 110 | 100 | 96 | 1069 | 123 | 1668 |